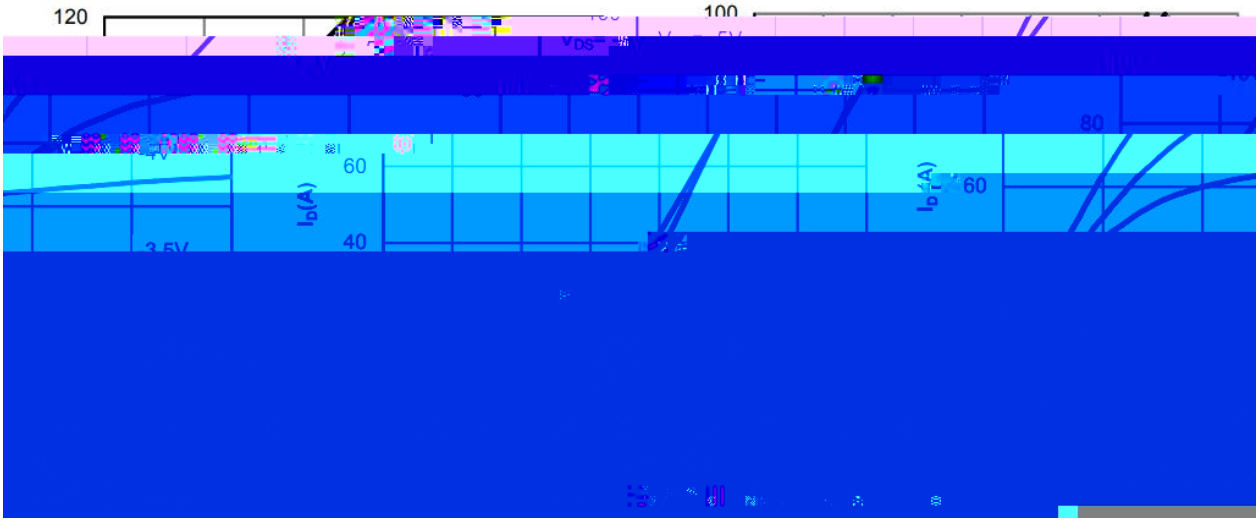
VRS0; ṂṂ Ł S ぇ ʃ ゎ Ẓ ㄱ
P-Channel Enhancement Mode Fielhm "

v ″Ω Parameter	ϒ N Symbol	″Ω Ö Rating	D Ч Unit
Drain-Source Voltage	V_{DSS}	-40	V
Gate-Source Voltage	V_{GSS}	±20	V
Continuous Drain Current	I_D (T_a=25°C)	-10	A
Continuous Drain Current	I_D (T_a=70°C)	-8	A
Power Dissipation for Single Operation	P_D (T_a=25)	1.7	W
Power Dissipation for Single Operation	P_D (T_a=70)	1.1	W

v ̈Ω Parameter	ϒ ᴺ Symbol	⅄ ⁝ˈ ϒ Test Conditions	ѡ ṇ Ө Min	Ɛ ȝ Ө Typ	ѡ ᶻ Ө Max	ᴅ Ꮒ Unit
Drain-Source Breakdown Voltage	BV_{DSS}	I_D=-250μA V_{GS}=0V	-40			V
Zero Gate Voltage Drain Current	I_{DSS}	V_{DS}=-40V V_{GS}=0V			-1.0	μA
		V_{DS}=-40V V_{GS}=0V T_J=55°C			-5.0	
Gate-Body leakage current	I_{GSS}	V_{DS}=0V V_{GS}=±20V			±100	nA
Gate Threshold Voltage	$V_{GS(th)}$	V_{DS}=V_{GS} I_D=-250μA	-1.2	-1.6	-2.5	V
Static Drain-Source On-Resistance	$R_{DS(ON)}$	V_{GS}=-10V I_D=-10A		13.1	15	m
		V_{GS}=-4.5V I_D=-7A		18	21	
Forward Transconductance	g_{FS}	V_{DS}=-5V I_D=-10A		9.5		S
Diode Forward Voltage	V_{SD}	I_S=-1A V_{GS}=0V		-0.8	-1.0	V
Total Gate Charge	Q_g(10V)	V_{GS}=-10V V_{DS}=-20V I_D=-10A		42	55	nC
Total Gate Charge	Q_g(4.5V)			18.6		
Gate-Source Charge	Q_{gs}			7		
Gate-Drain Charge	Q_{gd}			8.6		
Gate Resistance	R_g	V_{GS}=0V V_{DS}=0V f=1MHz		8.5		Ω
Input Capacitance	C_{iss}	V_{GS}=0V V_{DS}=-25V f=1MHz		3300		pF
Output Capacitance	C_{oss}			135		
Reverse Transfer Capacitance	C_{rss}			177		
Turn-on Delay Time	$t_{d(ON)}$	V_{GS}=-10V V_{DS}=-20V R_L=2Ω R_{GEN}=3Ω		9.4		ns
Turn-on Rise Time	t_r			20		
Turn-off Delay Time	$t_{d(OFF)}$			55		
Turn-off Fall Time	t_f			30		



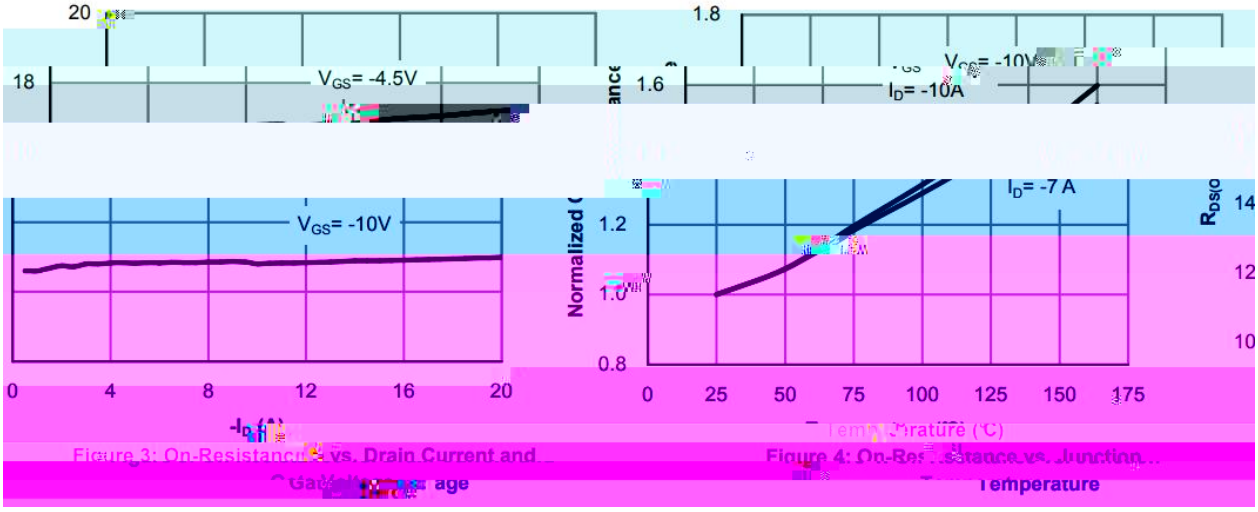
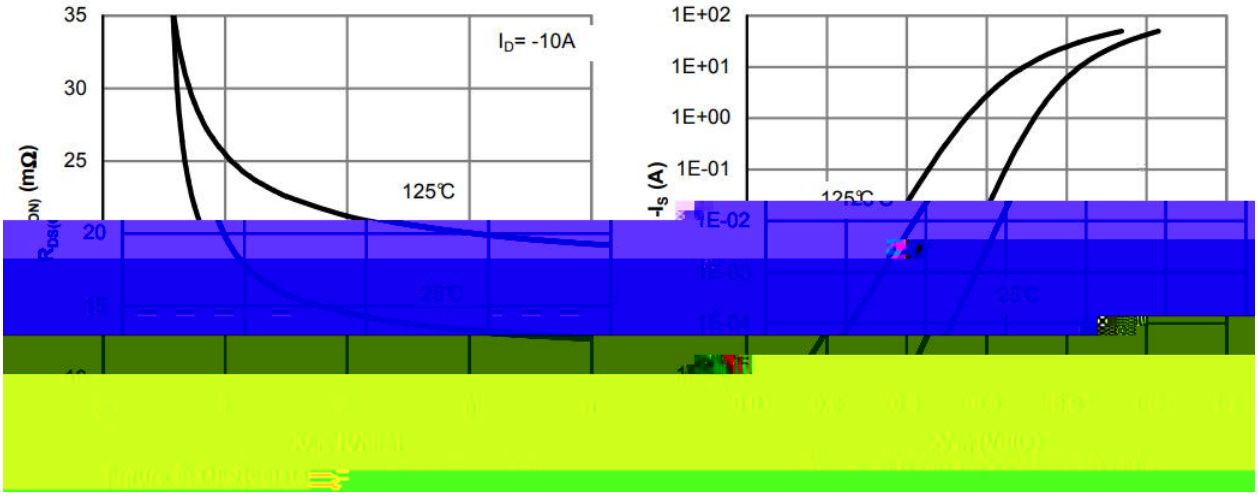
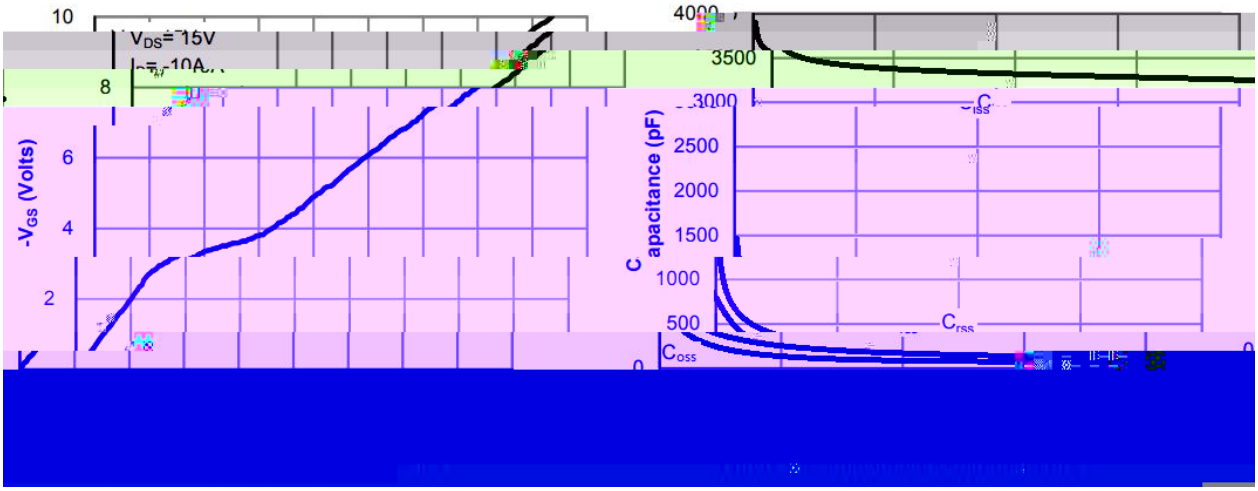
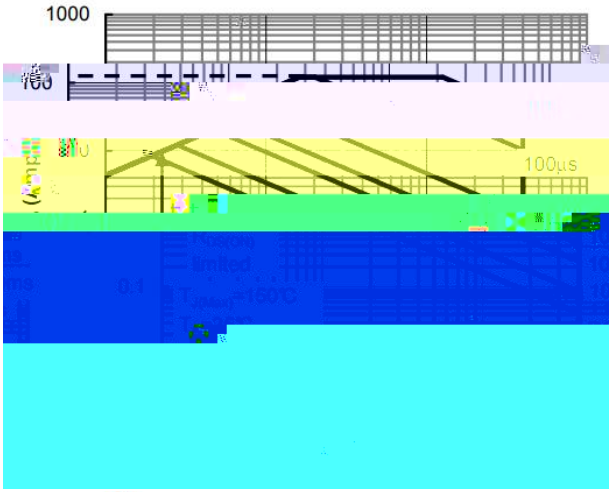



Figure 3: On-Resistance vs. Drain Current and Gate Voltage

Figure 4: On-Resistance vs. Junction Temperature

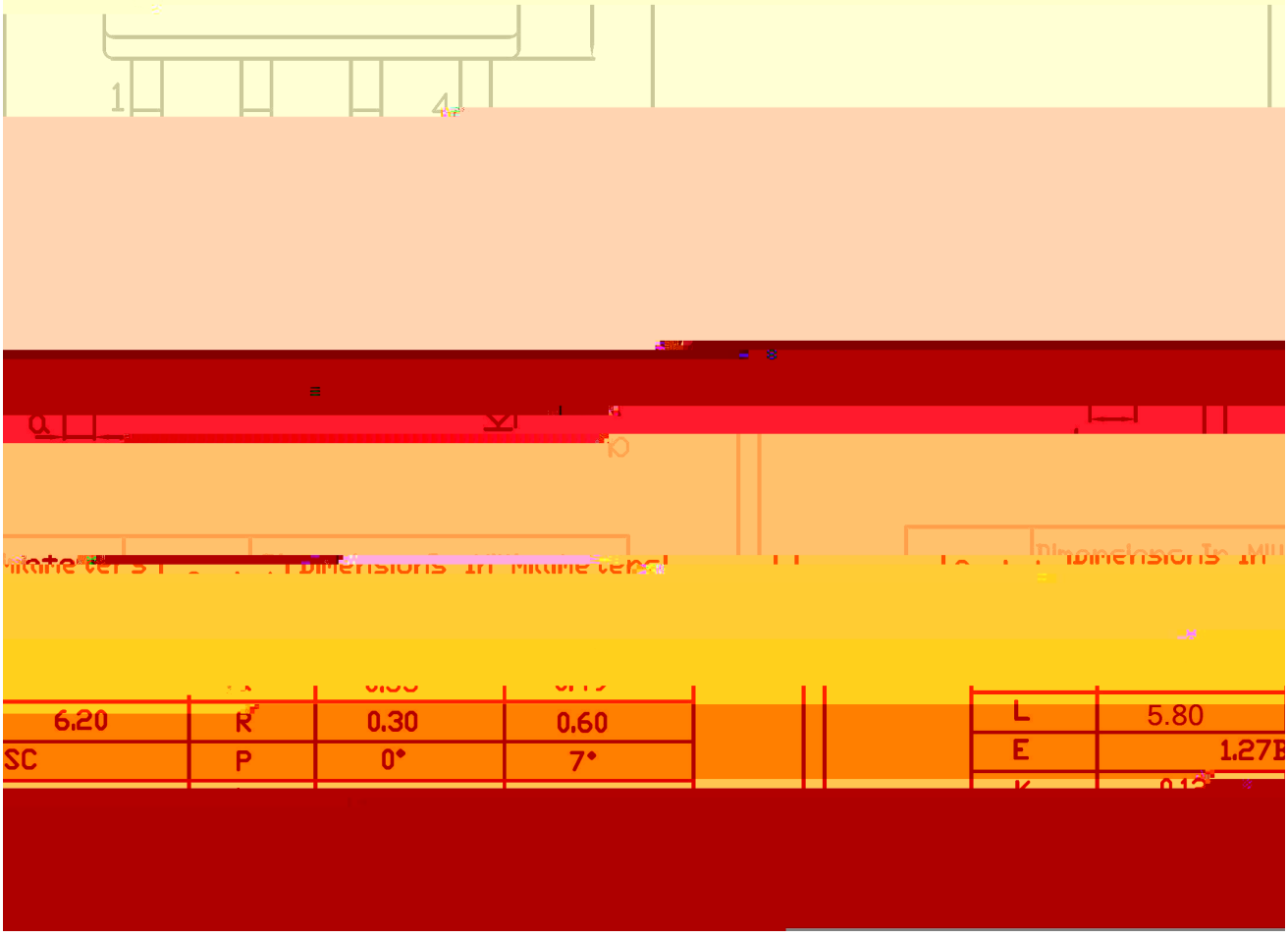


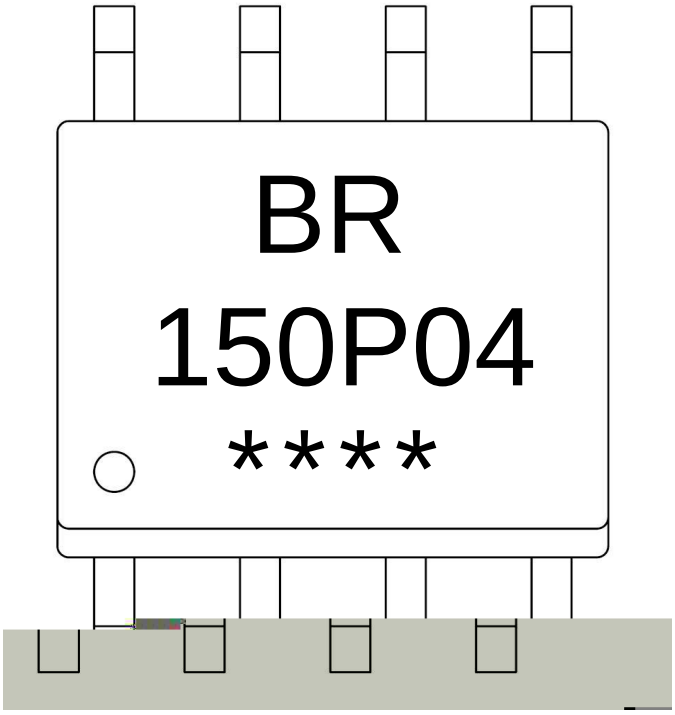

10
8
6
4
2
-VGS (Volts)
4000
3500
3000
2500
2000
1500
1000
500
0
Capacitance (pF)
Crss
Coss


1000
100µs


10
0.1
0.01
Single

SOP-8 Unit:mm


1
4
5
8
Dimensions In Millimeters
Dimensions In
6.20
R
0.30
0.60
SC
P
0°
7°
L
5.80
E
1.27



ᴗ ˝ χ

BR χ	ʜʂ ʒ ᴎ Ꮆ
150P04 χ	ʜʂ ʒ ᴺ Ꮆ
**** χ	ʜʂ ı ɾ ή ᴺ Ꮆ ı ɕ ı ɾ ή ᴺ Ψ ᖘ

Note:

BR:	Company Code.
150P04:	Product Type
****:	Lot No. Code, code change with Lot No.



ب ˝ χ

1 Ĺ ♬ □ ỷ 150 Ḱ 180 ɬ ı `H ڑ 60 Ḱ 90sec;

2 Š Ө □ ỷ 245 ° 5 ɬ ı `H ڑ `Y ʌ ʁ 5 ° 0.5sec;

3 ì ˙ ٧ ¸ ɔ ﻩ ỷ ʁ 2 Ḱ 10 ɬ /sec.

Note:

1.Preheating:150~180 ɬ , Time:60~90sec.

2.Peak Temp.:245 ° 5 ɬ , Duration:5 ° 0.5sec.

3. Cooling Speed: 2~10 ɬ /sec.

□ ỷ χ 260 ° 5 ɬ `H ڑ χ 10 ° 1 sec. Temp.:260±5 Time:10±1 sec

ɔ ` ɣ Ь / REEL

Package Type	Units					Dimension		(unit mm³)
	Units/Reel /	Reels/Inner Box /	Units/Inner Box /	Inner Boxes/Outer Box /	Units/Outer Box /	Reel	Inner Box	Outer Box
SOP/ESOP-8	4,000		8,000	6	,000		360×360×50	380×335