/ Descriptions

ˊ ˍ˚ Ł ₰ ᵍ ᷉Ǫ ㄾ ‖ ㄱ ı ɾ ᵇ ɔ я χ 53¢533Y ı* ᵇ ɔ ㄾ χ 6⒈3D ı ㄱ ʒ SMAF Ṃ Ł

Surface Mount Schottky Barrier Rectifier, Reverse Voltage 20 to 200 V, Forward Current 3.0A,SMAF thin package.

/ Features

Ꮋ ı ă ı ѽ ' ᴝ ı ⫞ ㄾ ㄾ ᶻ ı ゲ ᷊ Ꮋ я ᴝ ᶤ ᷍ゲ ᷍ Ꮋ я ᴝ ᶤ ᷍ゲ ᷊ ˊ ˍ˚ Ł ṇ ꜰ β

Low power loss, high efficiency, High forward surge current capability, For use in low voltage, high frequency inverters, and polarity protection applications, For surface mounted applications. Halogen free product.

/ Applications


˜ ɾ ∪⒈

General purpose.

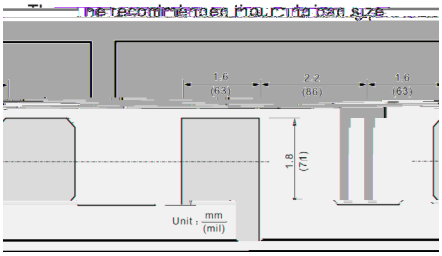
/ Equivalent Circuit



/ Pinning



PIN	DESCRIPTION
1	Cathode
2	Anode




/ Marking

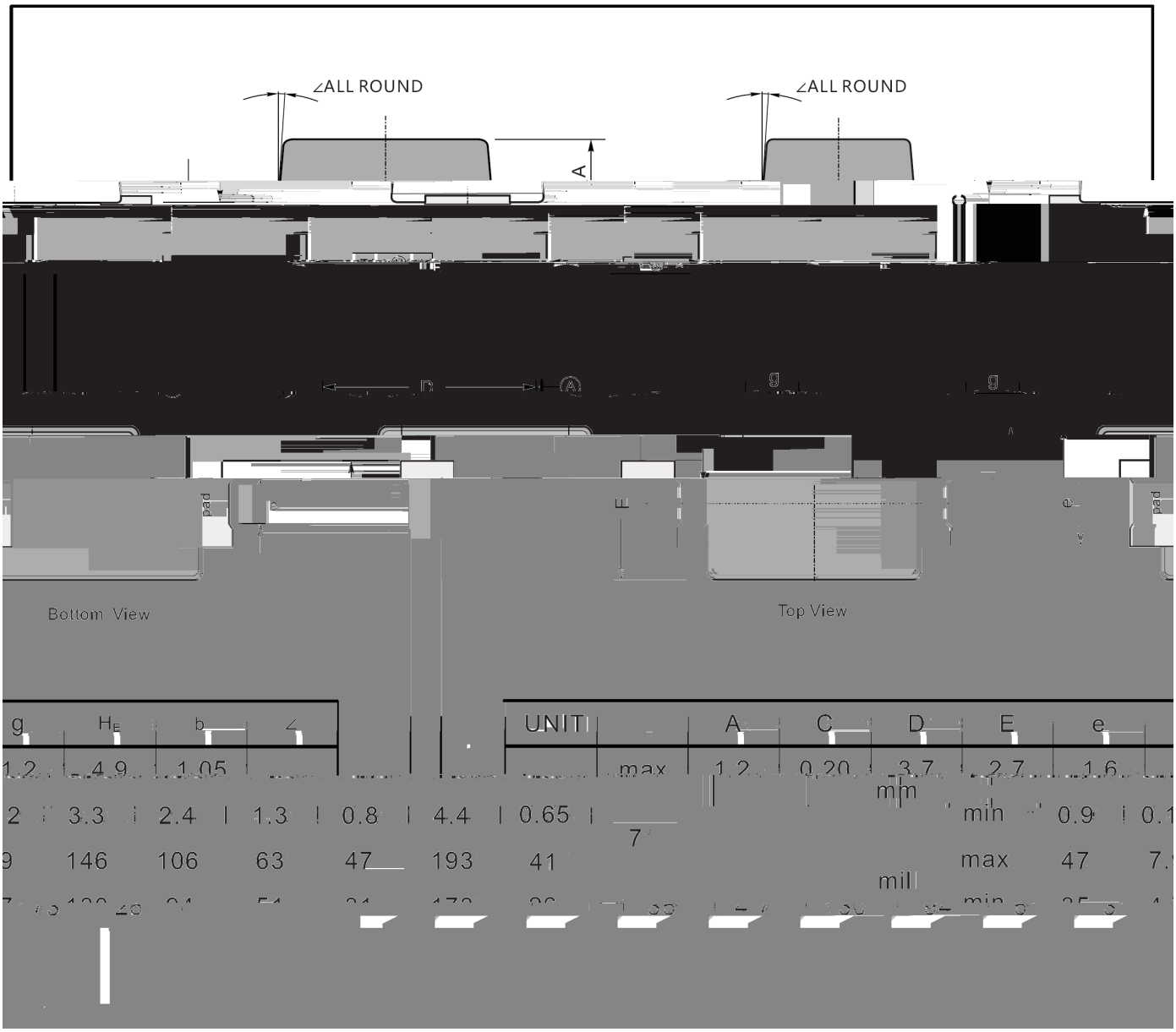
ð м ヿ ب ˝ See Marking Instructions.

v ̈Ω Parameter	ϒ N Symbol	̈Ω Θ Rating									D Ч Unit
		SS32F	SS34F	SS34AF	SS36F	SS38F	SS310F	SS312F	SS315F	SS320F	
Maximum Repetitive Peak Reverse Voltage	V_{RRM}	20	40	45	60	80	100	120	150	200	V
Maximum RMS voltage	V_{RMS}	14	28	31.5	42	56	70	84	105	140	V

/ Electrical Characteristic Curve



/ Package Dimensions



/ Marking Instructions

Marking

Type number	Marking code
SS32F	SS32
SS34F	SS34
SS34AF	SS34A
SS36F	SS36
SS38F	SS38
SS310F	SS310
SS312F	SS312
SS315F	SS315
SS320F	SS320

/ Marking Instructions



ب ˝ χ

VV67 χ ѭ ʒ ᴺ Ђ

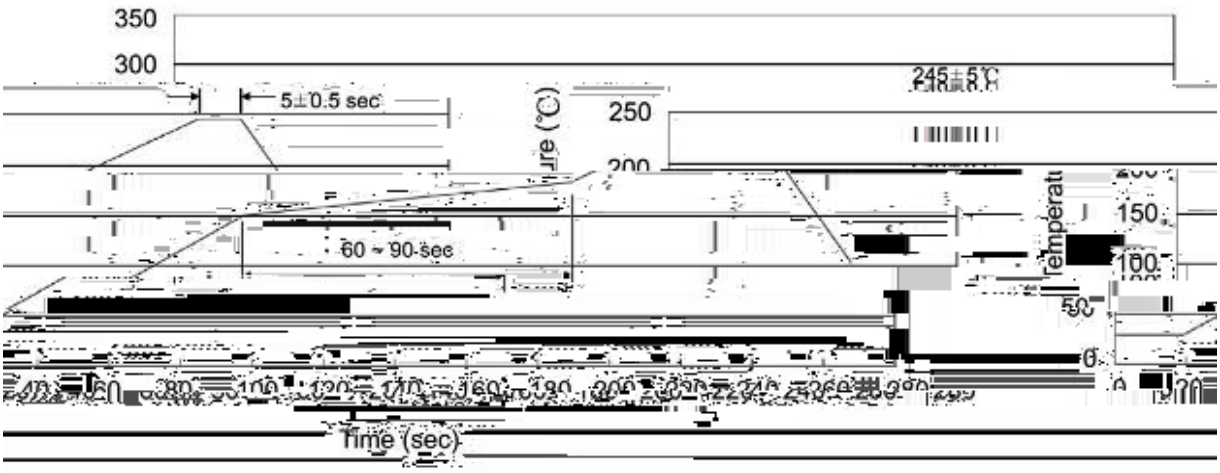
**** χ ѭ ɨ ғ ӈ ᴺ ゲ . ɪ ᵛ 4 Ѧ*ѭ ᶣ ώ Ђ ɪ ᵅ ˭ 6 Ѧ*ѭ Ẹ ώ ṇ ӈ ᴺ Ђ

Note:

VV67 χ Product Type Code

**** χ Lot No. Code ıThe 1st * means:YM Code ıThe last 3 * means:little Lot No Code

( ) / Temperature Profile for IR Reflow Soldering(Pb-Free)



ب ˝ χ

1 Ĺ ♬ □ ỷ 150 Ќ 180 ł ı `H ڑ 60 Ќ 90sec;

2 Š Ө □ ỷ 245 ° 5 ł ı `H ڑ `Y ﾊ ㎞ 5 ° 0.5sec;

3 ì ˙ ﾘ ˛ ɔ ﻉ ỷ ㎞ 2 Ќ 10 ł /sec.

Note:

1.Preheating:150~180 ł , Time:60~90sec.

2.Peak Temp.:245 ° 5 ł , Duration:5 ° 0.5sec.

3. Cooling Speed: 2~10 ł /sec.

/ Resistance to Soldering Heat Test Conditions

□ ỷ χ 260 ° 5 ł	`H ڑ χ 10 ° 1 sec.	Temp.:260 ° 5 ł	Time:10 ° 1 sec

/ Packaging SPEC.

ɔ ` ﾔ Ł / REEL

Package Type